




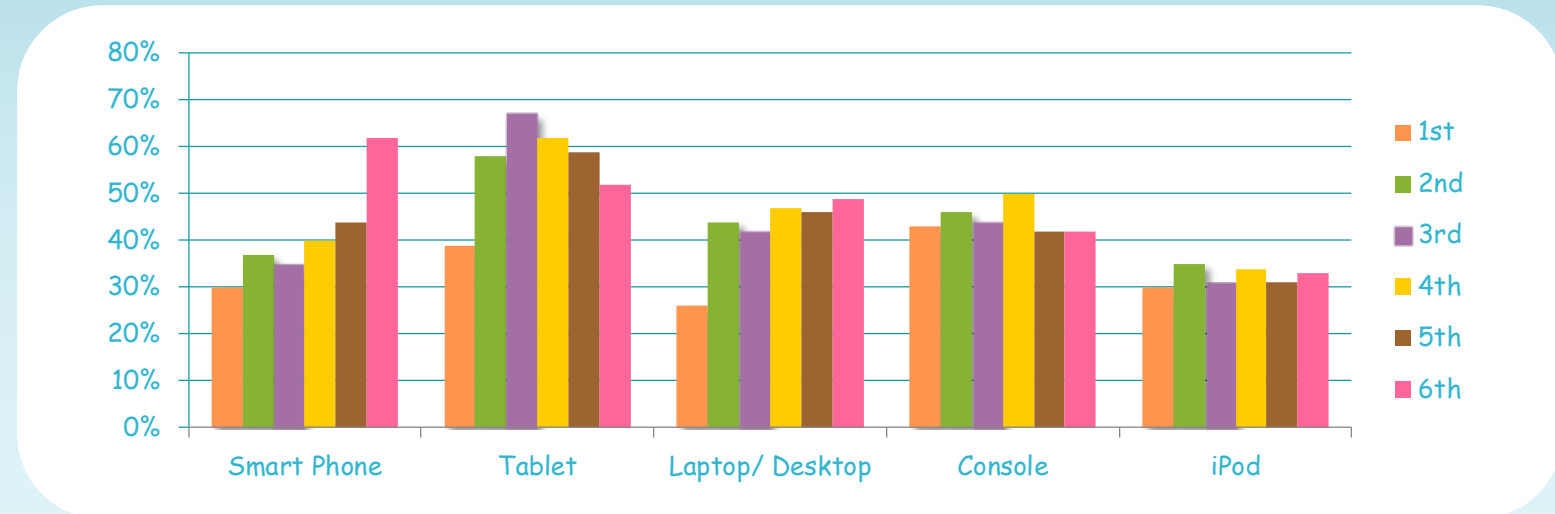


Digital Trend Report

Q1. What devices do you use to access the internet, play games online, use apps etc.?

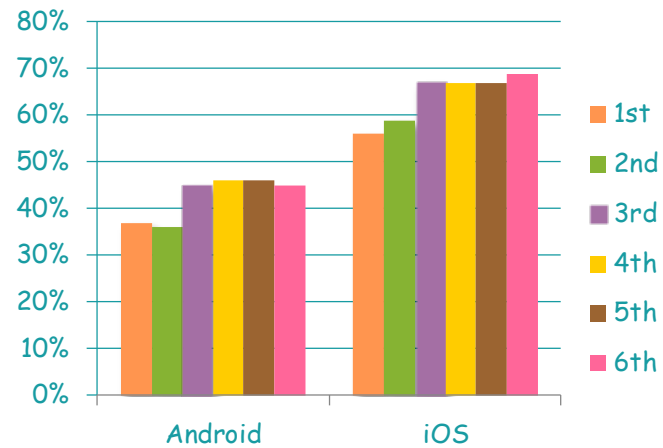
					
	Smart Phone	Tablet	Laptop/ Desktop	Console	iPod
1st	30%	39%	26%	43%	30%
2nd	37%	58%	44%	46%	35%
3rd	35%	67%	42%	44%	31%
4th	40%	62%	47%	50%	34%
5th	44%	59%	46%	42%	31%
6th	62%	52%	49%	42%	33%





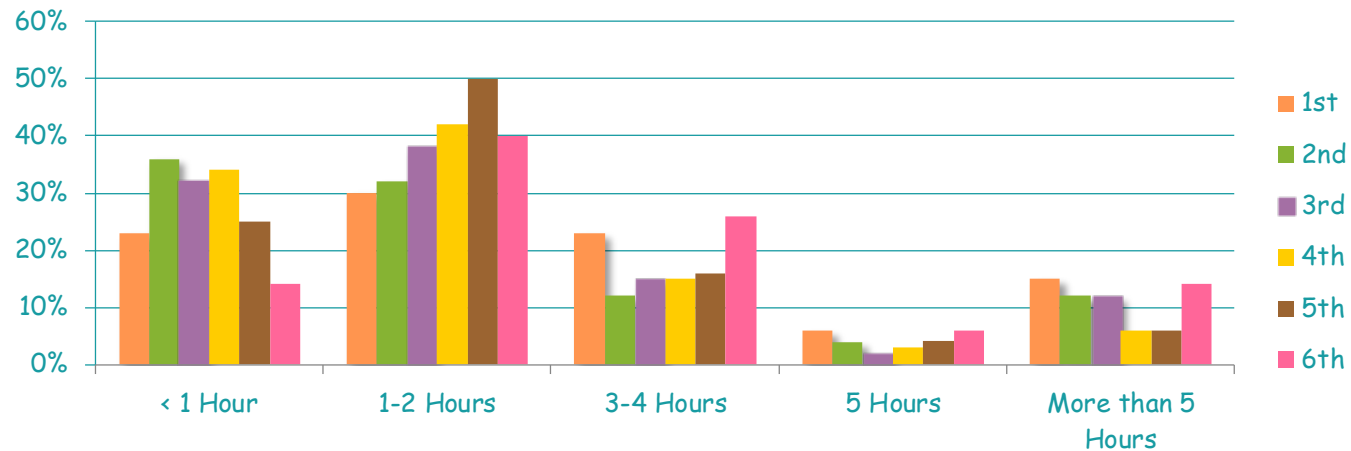
Q2. Are your devices?

	Android	iOS
1st	37%	56%
2nd	36%	59%
3rd	45%	67%
4th	46%	67%
5th	46%	67%
6th	45%	69%



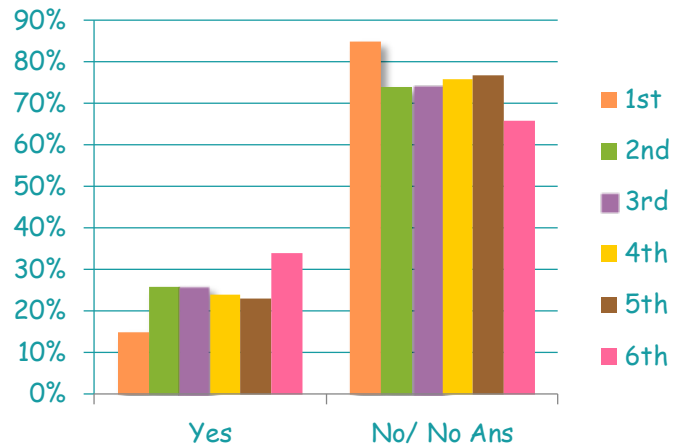
Q3. How much screen time do you usually have most days?

	< 1 Hour	1-2 Hours	3-4 Hours	5 Hours	More than 5 Hours
1st	23%	30%	23%	6%	15%
2nd	36%	32%	12%	4%	12%
3rd	32%	38%	15%	2%	12%
4th	34%	42%	15%	3%	6%
5th	25%	50%	16%	4%	6%
6th	14%	40%	26%	6%	14%



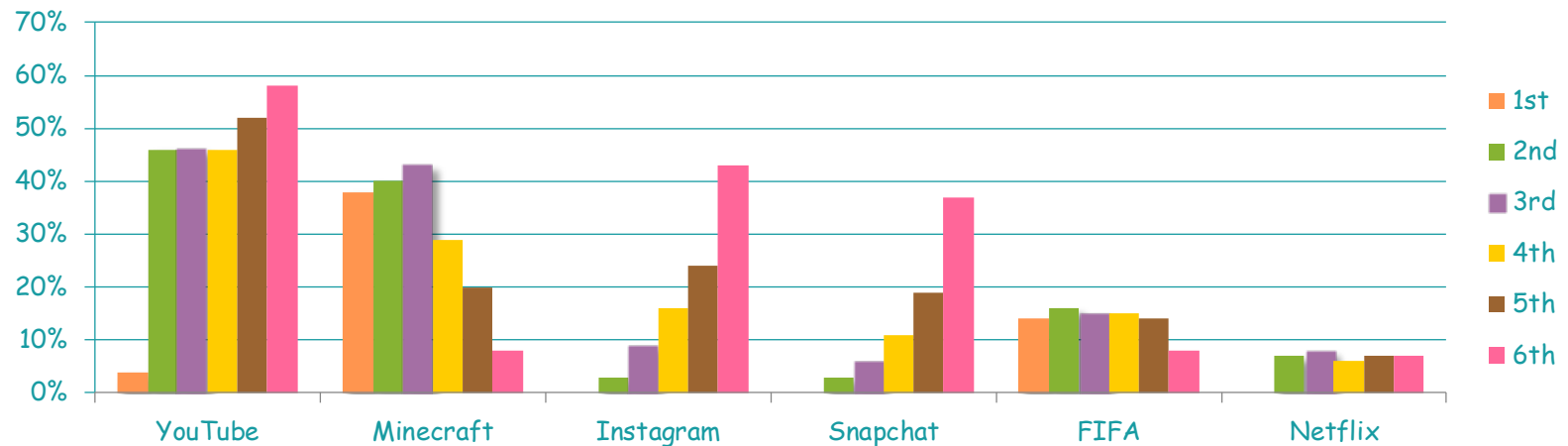
Q4. Have you ever been cyberbullied, or have you experienced cyberbullying happening to people around you (in schools, your friends, your family etc.)?

	Yes	No/ No Ans
1st	15%	85%
2nd	26%	74%
3rd	26%	74%
4th	24%	76%
5th	23%	77%
6th	34%	66%



Q5. What are your top 3 favourite apps, websites, online games or social media use sites?

	YouTube	Minecraft	Instagram	Snapchat	FIFA	Netflix
1st	4%	38%	0%	0%	14%	0%
2nd	46%	40%	3%	3%	16%	7%
3rd	46%	43%	9%	6%	15%	8%
4th	46%	29%	16%	11%	15%	6%
5th	52%	20%	24%	19%	14%	7%
6th	58%	8%	43%	37%	8%	7%



Q6. Have you ever spoken with a stranger online, or played against or with a stranger online?

	Yes	No/ No Ans
1st	17%	83%
2nd	23%	77%
3rd	38%	62%
4th	42%	58%
5th	46%	54%
6th	54%	46%

